

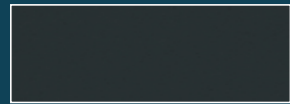
Mustang Aluminium Front Doors



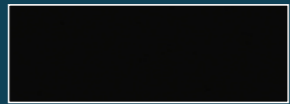
MUSTANG
DOORS

RAL FINISHES AVAILABLE


These six colours are available in a choice of a textured or matt finish (both external and internal sides must be the same finish)




RAL 7016 Anthracite Grey



RAL 9005 Jet Black




RAL 1015 Light Ivory



RAL 7035 Light Grey



RAL 3004 Purple Red



RAL 7040 Windows Grey



White (close to 9003)


White matt on White Matt (there is no white textured paint finish)

Dual colour options (no other combination or finishes are offered)



RAL 7016 textured ext. or RAL 9005 textured ext. on white matt internally

Colours shown are for illustrative purposes only.



Curved Frame

Standard Specification Includes:

- External Round Pullbar, brushed silver, choose from three lengths: 600mm, 1200mm or 1800mm long
- Max dimensions (WxH) 1000mm x 2150mm
- GU Automatic Slamshut Lock
- Double glazed laminated safety glass
- Satin or Clear
- Internal brushed steel lever handle
- Dog Bolt Assembly
- 2D Brushed Silver Hinges (x3)
- Security Cylinder With 3 Keys
- Colour Matched Drip Bar


EXTRAS (not included in standard specification):

- Glazed sidelight or toplight
- Letterplate, brushed steel
- Spyhole, brushed steel
- Winkhaus 5 point lock with 4 hooks (PAS 24 option)
- Lever/Lever handle (only available when combined with the Winkhaus 5 point locking system)

*Delivery to most parts of the UK. Please speak to our office for more information.



Exceptional thermal performance with a U-Value of 1.4 W/m²K



RAL 7016 Anthracite Grey



GU Automatic Slamshut Lock



Brushed Silver Round Pullbar



Low aluminium threshold with cill

Stainless Steel Inserts

GU Automatic Slamshut Lock

Always locked, always secure - a slamshut lock offers full peace of mind. The moment your door is closed, the two spring-loaded bolts, plus the central latch shoot into place. The door can be opened internally simply by depressing the lever handle. From the outside, entrance is gained with one full spin of the key.



Winkhaus 5 Point Lock

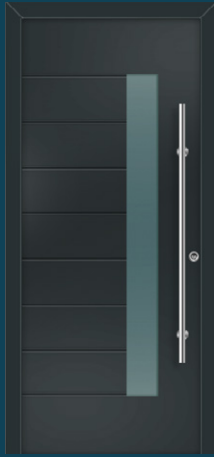
Four impressive hooks, plus the central deadbolt operate effortlessly when turning the key in your Mustang door. The five-point design offers an additional layer of security when the door is fully locked. To fully comply with our PAS 24 accreditation, configure your door with this locking system and an external pullbar.



MD 1141



MD 1142



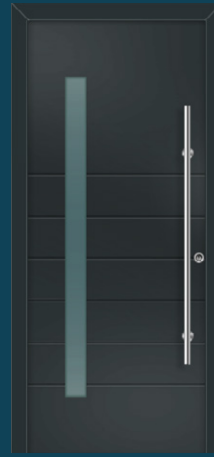
MD 1155



MD 1170



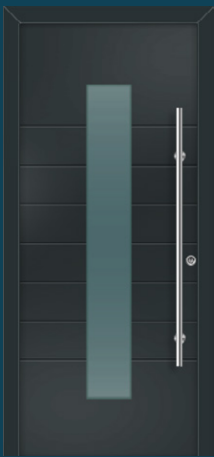
MD 1175




MD 1180




MD 1185



MD 1190



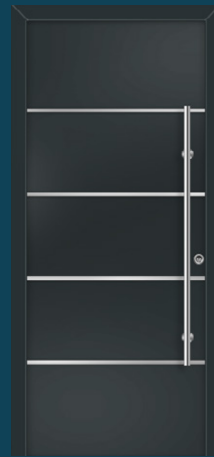
MD 1195



MD 1306



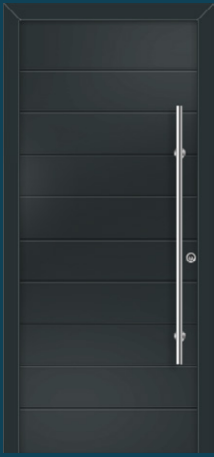
MD 1310



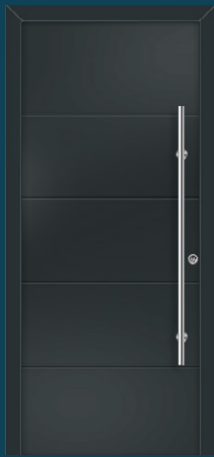
MD 1355




MD 1651



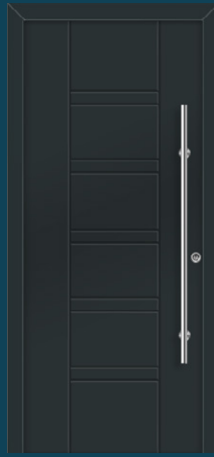
MD 1654




MD 1712



MD 1715



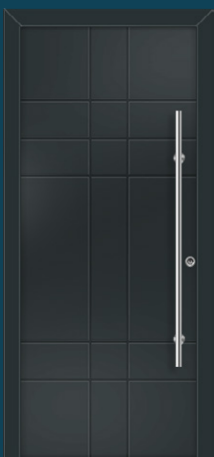
MD 1717



MD 1736



MD 1740



MD 1765



w: mustangdoors.co.uk
e: sales@mustangdoors.co.uk
t: 0330 555 3276

